



Bitumen Shingles produced in Finland

Plano XL

Plano XL


NO RELEASABLE FOIL



- Modern look combined to a stone slate appearance
- Bigger size - faster to install
- Sold in Finland and Norway
 - In Norway under the name Trend (or Beito)
- Easy and faster to install
 - no releasable foil
 - no plastic waste
- Youtube videos:
 - <https://youtu.be/bsAtI9vxTg0>
 - <https://youtu.be/J-1dW2YL9ro>

Plano XL

NO RELEASABLE FOIL




- Glue on topside
- No releasable foil
- Two colors
 - Black anthracite
 - Grey granite
- For roofs with a pitch of more than $11,3^\circ$ (1:5)
- An underlay should be used in any cases

Colors | Plano XL

Black anthracite



Grey granite



Type K & Valdres

Type K

NO RELEASABLE FOIL



- Easy and faster to install
 - no releasable foil
 - no plastic waste
- Sold in Sweden and Denmark
- Colors
 - Graphite black+
 - Black Anthracite

Valdres

NO RELEASABLE FOIL




- Appearance similar to “fish scales”
- Easy and faster to install
 - no releasable foil
 - no plastic waste
- Sold in Norway
- Color
 - Grey granite


Colors | Type K Valdres

Color |


Graphite black+



Grey granite



Black Anthracite




Tema Natur, Tema Shadow & Tema Antik

Tema Natur



- Traditional look
- Releasable foil on the back side
- Glue on the bottom
- Youtube videos:
 - <https://youtu.be/viRnrnDjd2o>

Tema Natur




- Releasable foil
 - Colors
 - Black
 - Coal grey*
 - Natural brown*
 - Forest green*
 - Brick red*
- *product is not part of the Finnish product range
- For roofs with a pitch of more than $11,3^\circ$ (1:5)
 - An underlay should be used in any cases

Colors | Tema Natur


Black




Graphite black+



Black Anthracite



Coal grey




Tema Shadow



- Traditional look with shade pattern
- Releasable foil on the back side
- Glue on the bottom

Tema Shadow




- Releasable foil
- Shade pattern made with darker slates
- Colors
 - Natural brown
 - Forest green
 - Brick red
- For roofs with a pitch of more than $11,3^\circ$ (1:5)
- An underlay should be used in any cases

Colors | Tema Shadow

Natural brown




Brick red



Forest green



Grey Granit




Tema Antik



- Traditional look with antic/rustic color
- Releasable foil on the back side
- Glue on the bottom

Tema Antik



- Releasable foil
- Antique variegated colouring pattern made with darker slates
- Colors
 - Natural brown
 - Forest green
 - Brick red
- For roofs with a pitch of more than $11,3^\circ$ (1:5)
- An underlay should be used in any cases

Colors | Tema Antik


Natural brown



Forest green



Gray Granit



Brick red



Claro Shadow & Claro Antic


(not currently in production)

Claro Shadow



- **Production stopped for now!**
 - volume should be at least 5000 package to start production
- Graphic square shape
- Releasable foil on the back side

Claro Shadow



- Releasable foil
- Shade pattern made with darker slates
- Colors
 - Natural brown
 - Forest green
 - Brick red
- For roofs with a pitch of more than $11,3^\circ$ (1:5)
- An underlay should be used in any cases

Claro Antik




- Graphic square shape with antic/rustic color
- Releasable foil on the back side
- Colors
 - Natural brown
 - Forest green
 - Brick red
- For roofs with a pitch of more than $11,3^\circ$ (1:5)
- An underlay should be used in any cases

Colors | Claro Shadow


Natural brown



Forest green



Brick red



Colors | Claro Antik

Natural brown



Forest green



Brick red



Loading & weight & package details

Loading & weight & package details

BITUMEN SHINGLES

- Bitumen Shingles / loading details
- Stacking of pallets forbidden!
 - Sea container 20' takes 10 pallets / Sea container 40' takes 21 pallets

	Plano XL	Plano Pro	Plano Pro Combi* ¹	Plano Natur, Tema, Antik, Claro, Claro Antik	Plano Combi* ²
m ² / package	2,3	3,0	-	3,0	-
pc / package	-	-	30/10	-	48/16
m / package, ridge	-	-	10	-	9,6
m / package, eaves	-	-	10	-	16
weight kg / package	23	23	23	23	17,5
packages / pallet	44	39	40	39	52

*1 Plano Pro Combi is a ridge/ eave sheet for Plano XL & Plano Pro

*2 Plano Combi is a ridge/ eave sheet for Plano Natur, Tema, Antik, Claro & Claro Antik

Technical data

Technical data

BITUMEN SHINGLES

- Glass fiber reinforcement 110g/m²
- SBS modified bitumen

Characteristic	PLANO XL	PLANO PRO	PLANO NATUR & OTHERS	Units	Harmonised technical specification
	Value	Value	Value		
Tensile strength at break (width)	> 400	> 400	> 400	N / 50 mm	EN 544:2011
Tensile strength at break (length)	> 600	> 600	> 600	N / 50 mm	
Elongation at break (width)	NPD	NPD	NPD	%	
Elongation at break (length)	NPD	NPD	NPD	%	
Nail shank tear resistance	> 100	> 100	> 100	N / 50 mm	
Dimension variation of width	495 ±3	317 ±3	317 ±3	mm	
Dimension variation of length	1000 ±3	1000 ±3	1000 ±3	mm	
Water absorption	< 2	< 2	< 2	%	
Flow resistance at elevated temp (at 90 °C)	< 2	< 2	< 2	mm	
Mineral adhesion	< 2,5	< 2,5	< 2,5	g	
Mass of bitumen	≥ 1300	≥ 1300	≥ 1300	g	
UV resistance	pass				
External fire resistance	Broof(t2)				